

Connector - SACC-M12MR-4PL M - 1424654

Please be informed that the data shown in this PDF Document is generated from our Online Catalog. Please find the complete data in the user's documentation. Our General Terms of Use for Downloads are valid




Connector, 4-position, Plug angled M12, A-coded, Push-in connection, knurl material: Zinc die-cast, nickel-plated, external cable diameter 4 mm ... 8 mm

Why buy this product

- ✓ Easy and tool-free connection by means of Push-in Technology
- ✓ Conveniently connect stranded conductors, thanks to lever
- ✓ Reliable and quick connection of electric cables
- ✓ Flexible signal and data cabling
- ✓ Flexible cable outlets with angled connectors
- ✓ Easy and tool-free connection by means of Push-in Technology

Key Commercial Data

| | |
|--------------------------------------|---|
| Packing unit | 1 STK |
| GTIN |  4 055626 375816 |
| GTIN | 4055626375816 |
| Weight per Piece (excluding packing) | 20.000 g |
| Custom tariff number | 85366990 |
| Country of origin | Germany |

Technical data

Dimensions

| | |
|--------------------------------|---------------|
| Diameter housing | 19 mm |
| Length | 51 mm |
| External cable diameter | 4 mm ... 8 mm |
| Stripping length of the sheath | 31 mm |

Connector - SACC-M12MR-4PL M - 1424654

Technical data

Dimensions

| | |
|---|------|
| Stripping length of the individual wire | 8 mm |
|---|------|

Ambient conditions

| | |
|---------------------------------|----------------------------------|
| Ambient temperature (operation) | -40 °C ... 85 °C (Plug / socket) |
| Degree of protection | IP65 |
| | IP67 |

General

| | |
|-----------------------------|---|
| Rated current at 40°C | 4 A |
| Rated voltage | 250 V |
| Number of positions | 4 |
| Color handle area | black |
| Insulation resistance | ≥ 100 MΩ |
| Coding | A - standard |
| Standards/regulations | M12 connector IEC 61076-2-101 |
| | Shock, vibration EN 50155:2001 |
| Status display | No |
| Overvoltage category | II |
| Degree of pollution | 3 |
| Connection method | Push-in connection |
| Conductor cross section | 0.14 mm² ... 0.75 mm² (without ferrule) |
| | 0.08 mm² ... 0.5 mm² (with ferrule) |
| | 0.14 mm² ... 0.75 mm² (solid) |
| Conductor cross section AWG | 26 ... 18 (without ferrule) |
| | 28 ... 20 (with ferrule) |
| Insertion/withdrawal cycles | ≥ 100 Quantity: 500 with Phoenix Contact mating connector |
| Torque | 0.4 Nm (M12 knurl) |
| | 0.4 Nm (Connector with coupling sleeve) |
| | 1.5 Nm (Pressure nut with coupling sleeve) |
| Assembly instructions | The connector pin assignment can be rotated 45° to the cable outlet |
| | The wires can be connected both with ferrules and without ferrules |

Material

| | |
|--|------------------------------|
| Flammability rating according to UL 94 | V0 |
| Contact material | CuSn |
| Contact surface material | Ni/Au |
| Contact carrier material | PA 6.6 |
| Material of grip body | PA 6.6 |
| Material, knurls | Zinc die-cast, nickel-plated |

Connector - SACC-M12MR-4PL M - 1424654

Technical data

Material

| | |
|------------------------------------|---|
| Sealing material | NBR |
| Additional material specifications | PBT (Pressure nut, weight: 2.36 g) |
| | PA 6 (Actuation lever) |
| Standards/regulations | PA 6.6: Fire protection in rail vehicles - requirement sets R22, R23, R24, and R26 acc. to DIN EN 45545-2 (Risk level HL1 - HL3) |
| | PA 6: Fire protection in rail vehicles - requirement sets R22, R23, and R24 acc. to DIN EN 45545-2 (Risk level HL1 - HL3) |
| | PBT: Fire protection in rail vehicles - requirement sets R22, R23, R24, and R26 acc. to DIN EN 45545-2 (Risk level HL1 - HL2, R26: HL3) |

Standards and Regulations

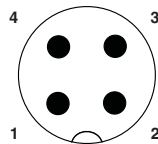
| | |
|--|------------------|
| Standard designation | M12 connector |
| Standards/regulations | IEC 61076-2-101 |
| Standard designation | Shock, vibration |
| Standards/regulations | EN 50155:2001 |
| Flammability rating according to UL 94 | V0 |

Environmental Product Compliance

| | |
|------------|---|
| China RoHS | Environmentally friendly use period: unlimited = EFUP-e |
| | No hazardous substances above threshold values |

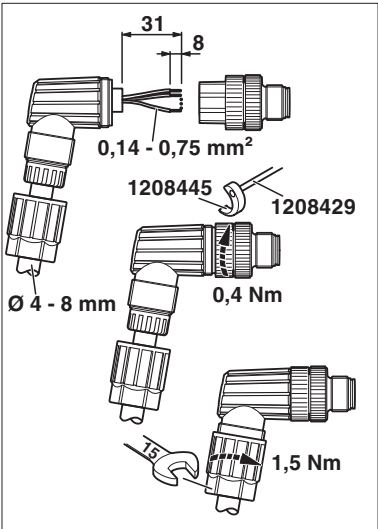
Drawings

Schematic diagram



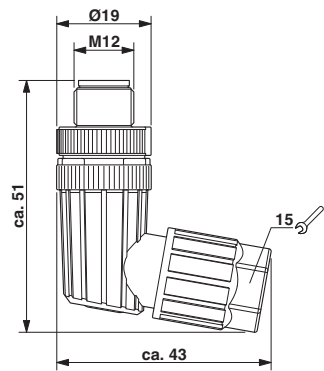
Pin assignment M12 plug, 4-pos., A-coded, view plug side

Functional drawing



Connector - SACC-M12MR-4PL M - 1424654

Dimensional drawing



M12 SPEEDCON plug, angled

Classifications

eCl@ss

| | |
|------------|----------|
| eCl@ss 5.1 | 27143423 |
| eCl@ss 6.0 | 27279200 |
| eCl@ss 7.0 | 27440104 |
| eCl@ss 8.0 | 27440104 |
| eCl@ss 9.0 | 27440102 |

ETIM

| | |
|----------|----------|
| ETIM 5.0 | EC002635 |
| ETIM 6.0 | EC002635 |

Approvals

Approvals

Approvals

EAC

Ex Approvals

Approval details

Connector - SACC-M12MR-4PL M - 1424654

Approvals

| | | |
|-----|---|---------------|
| EAC |  | EAC-Zulassung |
|-----|---|---------------|
